



# **Working Together on the Web, Working Well?**

## **Innovation of a Research Work Environment**

**Daphne Duin**

**VU-University Amsterdam  
Knowledge Broker ViBRANT**

**Together with...**

**Vincent S. Smith<sup>2</sup>, Simon Rycroft<sup>2</sup>, Irina Brake<sup>2</sup>, Dave Roberts<sup>2</sup> &  
Peter van den Besselaar<sup>1</sup>**

**<sup>1</sup>VU-University Amsterdam  
<sup>2</sup> Natural History Museum, London**

# Overview: Working Together on the Web, Working Well?

- The larger project
- Biodiversity research online “Scratchpads”
- Data: Working on the web?
  - Use of the Web (interviews + Web data)
- Data, Case: Livingcreatures.org
  - Who are the online community members ?
  - With whom did they collaborate? (bibliometric + SNA)
- Next steps

# Larger project

- ViBRANT (dec 2010-2013, <http://vbrant.eu/>)
  - Virtual Biodiversity Research and Access Network for Taxonomy
- Support the development of virtual research communities involved in biodiversity science
- VU-University Amsterdam and the social design of the e-infrastructure

# Social design

## Where we like to go:

- What is the impact of working online for science, researchers and science organisations?
  - To what extent does it change science and scientific practice?
  - To what extent does it help science? Contribute to more knowledge? better knowledge?  
A more efficient use of talent and resources?  
Increased visibility and use of output?

# Online communities in Biodiversity Research. Why go online?

*The challenges of 21<sup>st</sup> century taxonomy for biodiversity research*

## Goal...

- Inventory the Earth's species
- Document their relationships
- “Publish” & apply these data

## Data set...

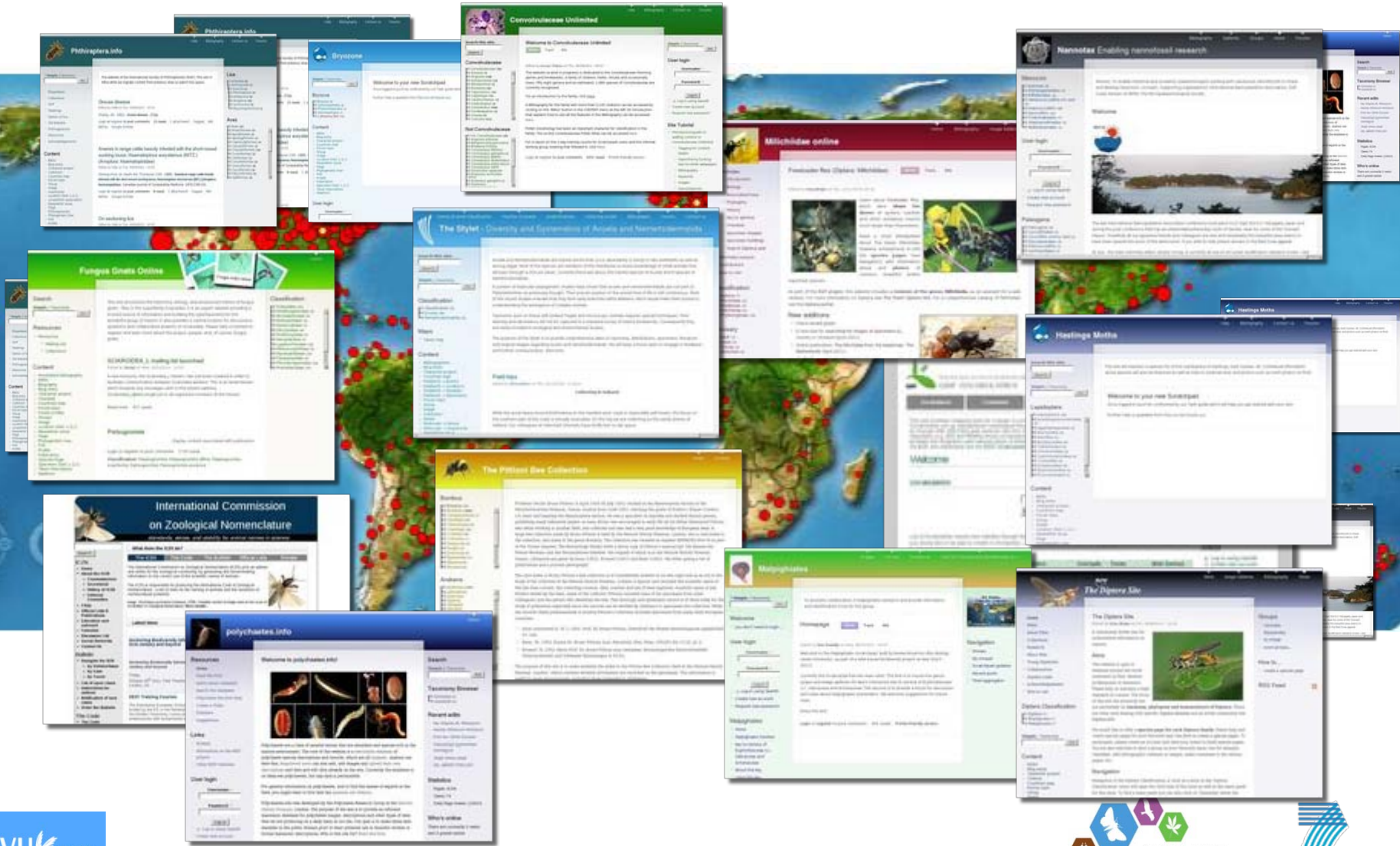
- 1.8 M described spp. (10M names)
- 300M pages (over last 250 years)
- 1.5-3B specimens

## People...

- 4-6,000 taxonomists
- 30-40,000 “pro-amateurs”
- Many more citizen scientists?



# Scratchpad landscape



# Use of the Scratchpads

Today:

- > 3000 registered users (members)
- > 200 sites
- 800-1600 Web visits per day

Site use among maintainers\*:

- 1) For research dissemination
- 2) For data management purposes
- 3) For data sharing

50% of the sites “community of -1” Barrier..finding the right people?

\*Based on interviews with 45 maintainers (out of 107 and out of 129 sites) (Smith, V .S, Duin, D et al (2010)

# Web visits

*Can we use web data to identify the stretch of the audiences to the scientific community websites Scratchpads?\**

## Number and categories of Internet Service Providers (ISPs)

Myspecies.info (Oct. 1, 2010 - Nov. 30, 2010)		
All ISPs*	9212	100
ISPs* without commercial ISPs	2316	25

\* Average time on site

Categories of ISPs	Number	%
Government	204	9%
Non-profit	11	2%
Health	1	0%
Art/culture/ Media/publishing	25	1%
Travel	1	0%
Other	1	0%

**university college london**

**kenya forestry research institute - kefri**

**national botanical garden of belgium**

**istituto zooprofilattico sperimentale del piemonte public**

**europaean parliament**

**canadian house of commons**

**smithkline beecham biologicals**

\*\* Data presented at Altmetrics workshop of the ACM WebSci '11



# Working online in biodiversity research

Livingcreatures.org, online community of 11 members

- To what extent do co-author networks of Scratchpad members overlap?

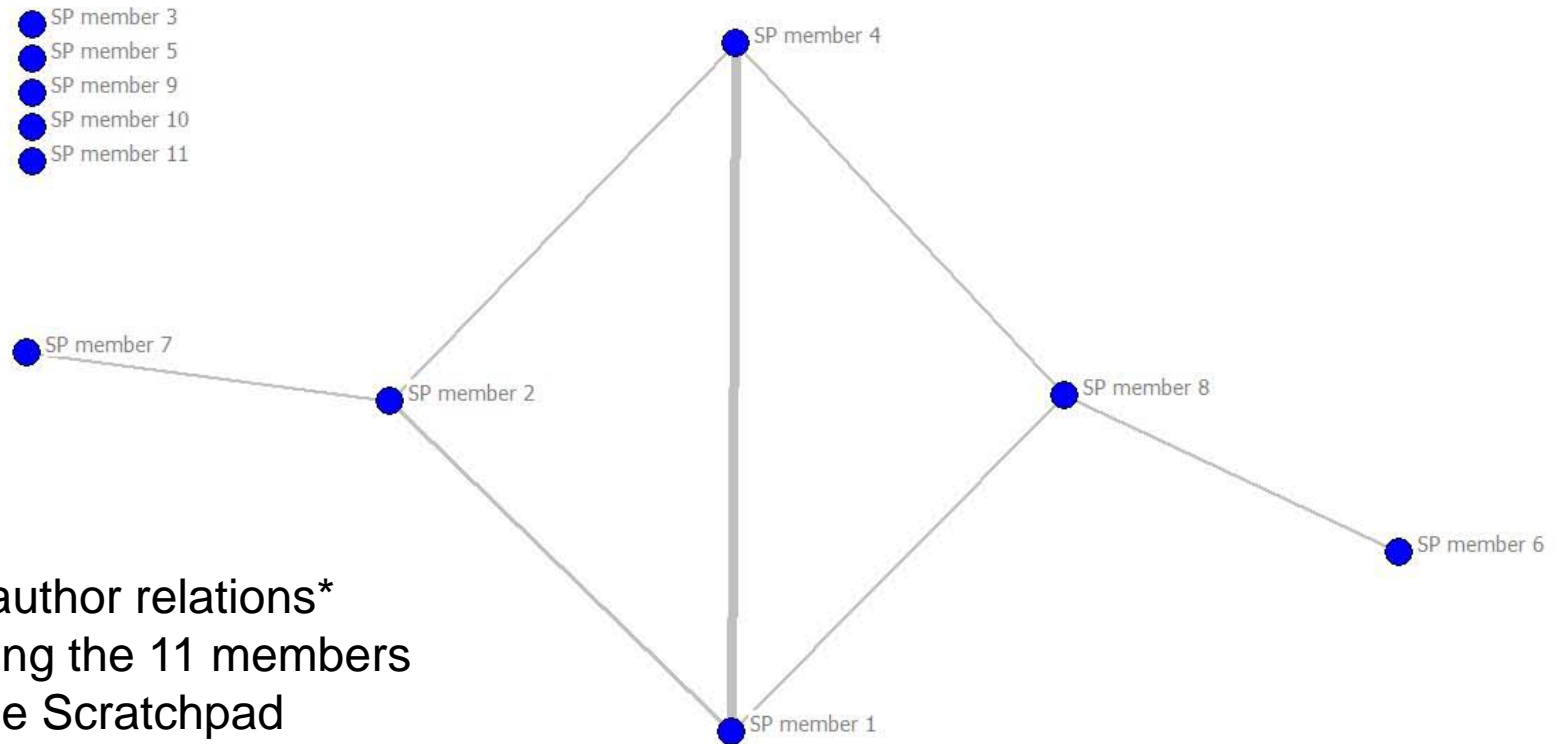


! Co-author relations are not the only relevant relations in academia

# Knowledge creation needs...

- ...knowledgeable people to talk to each other (CoPs)
- ...the power of Communities of Practice because “knowledge shared is knowledge doubled” (Sveiby)
- Web 2.0 to facilitate CoPs across geo distances
- combining divers *and* overlapping knowledge inputs between exchange partners (McFayden et al 2009)

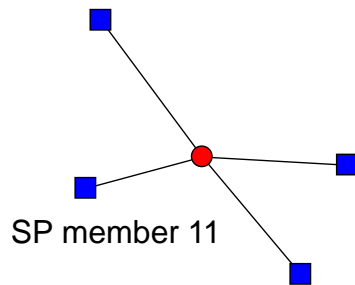
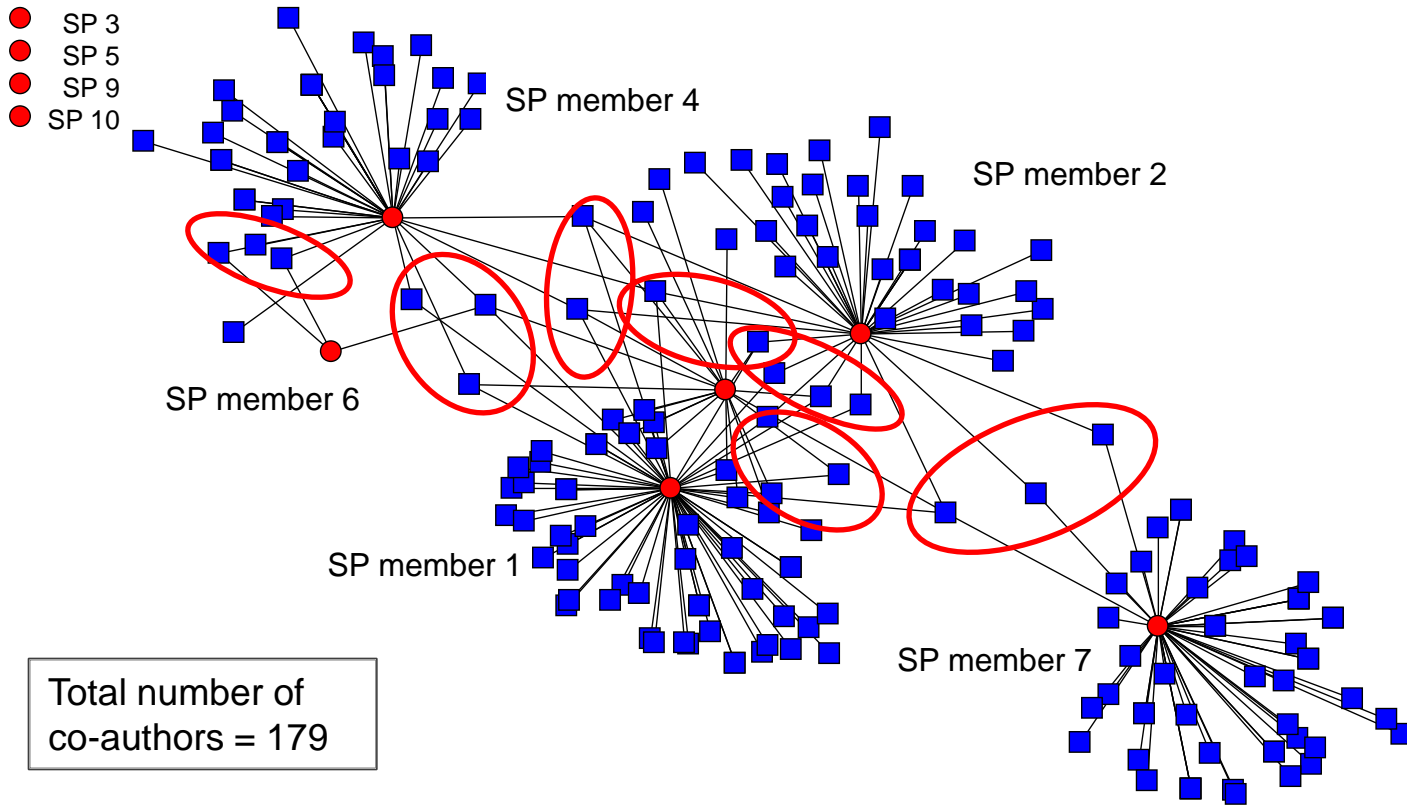
# Case study: Livingcreatures.org



Co-author relations\*  
among the 11 members  
of the Scratchpad  
between 2001-2010 \*  
based on data of the Web of  
Science & Google Scholar

# Co-author ties (2001-2010)

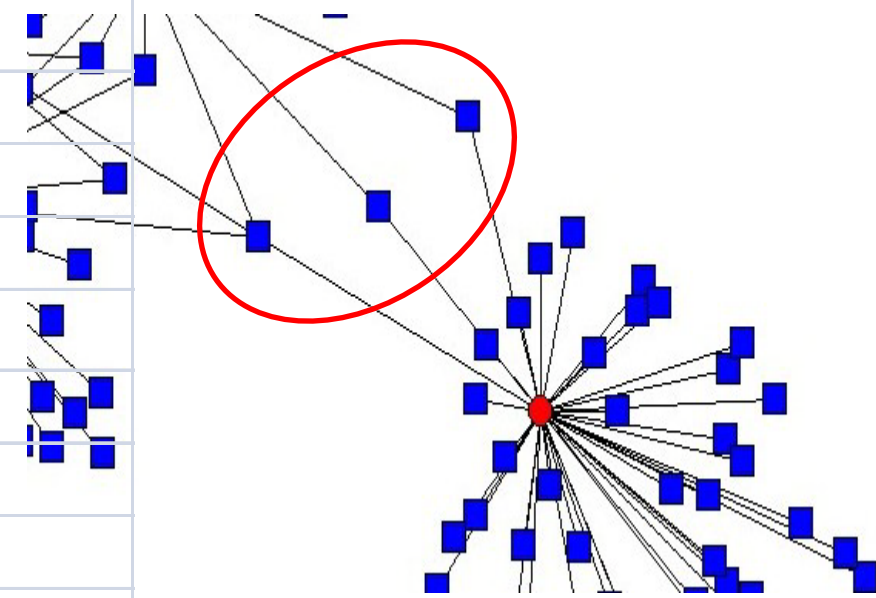
Scratchpad members	number of papers	number of papers with co-authors	number of papers with 0 co-author	number of papers with > 2 authors	max number of co-authors on 1 paper
SP member 1	30	27	3	18	19
SP member 2	18	14	4	13	9
SP member 3	0	0	0	0	0
SP member 4	16	15	1	14	6
SP member 5	0	0	0	0	0
SP member 6	1	1	0	1	2
SP member 7	17	16	1	11	16
SP member 8	70	61	9	36	4
SP member 9	0	0	0	0	0
SP member 10	0	0	0	0	0
SP member 11	3	3	0	1	2
	155	137	18	94	



## Scratchpad (SP) members and their co-author relations between 2001-2010 \*

\*Incomplete network for 1 Scratchpad based on data of the Web of Science & Google Scholar

	<b>Co-author overlap</b>
Scratchpad member 1	4
Scratchpad member 2	4
Scratchpad member 3	0
Scratchpad member 4	4
Scratchpad member 5	0
Scratchpad member 6	1
Scratchpad member 7	1
Scratchpad member 8	4
Scratchpad member 9	0
Scratchpad member 10	0
Scratchpad member 11	1



# Observations and ?

- What is a large or small co-author network?  
Workforce of around 4.000-6.000 experts; 179 co-authors of the experts (but also discipline dependent?)
- Value of co-author ties may differ (study whole network)
- Define “divers” and “overlap”

# Observations and ?

Co-author ties for knowledge creation:

- Compare before and after Scratchpads
- Causality - Control group (but even then...)
  
- Gap in interviews “what are barriers for collaboration”-
- Scale and technical complexity of data
- Need to team-up



# References

Smith, V .S, Duin, D. et al (2010) . *Motivating Online Publication of Scholarly Research Through Social Networking Tools*. Conference Proceedings paper delivered at COOP2010, 18 May, 2010 as part of a workshop titled Incentives and Motivation for Web-Based Collaboration

- <http://scratchpads.eu/>
- <http://vbrant.eu/>

# Acknowledgements

Research supported by:

- EU / ViBRANT
- Vince Smith for sharing presentation material

# Thank you

# ?